Human LILRB2/CD85d/ILT4 Protein

Cat. No. LIL-HM4B2

Description

Source	Recombinant Human LILRB2/CD85d/ILT4 Protein is expressed from HEK293 with His tag and Avi tag at the C-Terminus.
	It contains Gln22-His458.
Accession	Q8N423-1
Molecular Weight	The protein has a predicted MW of 50.2 kDa. Due to glycosylation, the protein migrates to 70-75 kDa based on Bis-Tris PAGE result.
Endotoxin	Less than 1EU per μg by the LAL method.
Purity	> 95% as determined by Bis-Tris PAGE
	> 95% as determined by HPLC

Formulation and Storage

Formulation	Lyophilized from 0.22μm filtered solution in PBS (pH 7.4). Normally 8% trehalose is added as protectant before lyophilization.
Reconstitution	Centrifuge the tube before opening. Reconstituting to a concentration more than 100 μg/ml is recommended. Dissolve the lyophilized protein in distilled water.
Storage	-20 to -80°C for 12 months as supplied from date of receipt. -80°C for 3 months after reconstitution. Recommend to aliquot the protein into smaller quantities for optimal storage. Please minimize freeze-thaw cycles.

Background

The immunoglobulin-like transcript (ILT) comprise a family of activating and inhibitory type immunoreceptors whose genes are located in the same locus that encodes killer cell Ig-like receptors (KIR). ILT4, also known as LIR-2 and LILRB2, is a type I transmembrane protein expressed primarily on monocytes and dendritic cells (DC). LILRB2 is a receptor for class I MHC antigens. Recognizes a broad spectrum of HLA-A, HLA-B, HLA-C, HLA-G and HLA-F alleles.

Assay Data

Bis-Tris PAGE

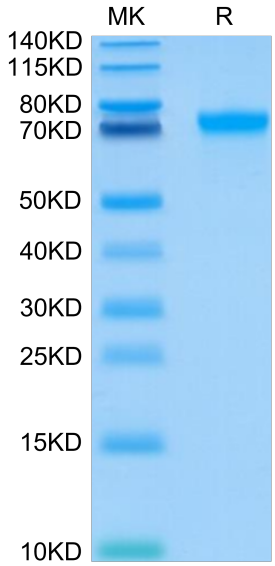

Human LILRB2 on Bis-Tris PAGE under reduced condition. The purity is greater than 95%.

SEC-HPLC

Assay Data

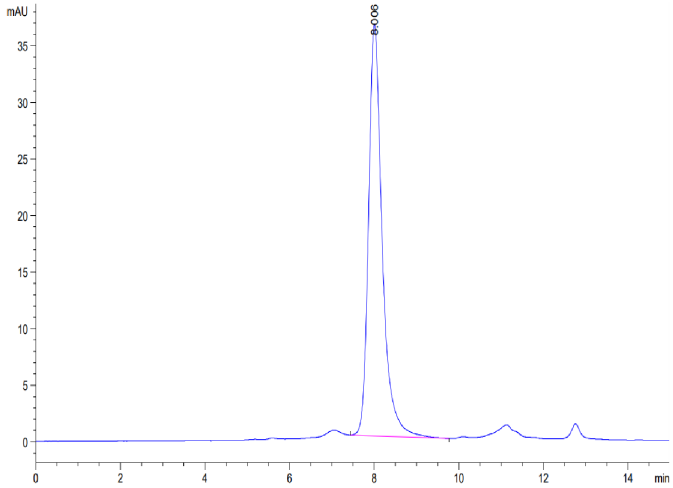

The purity of Human LILRB2 is greater than 95% as determined by SEC-HPLC.

ELISA Data

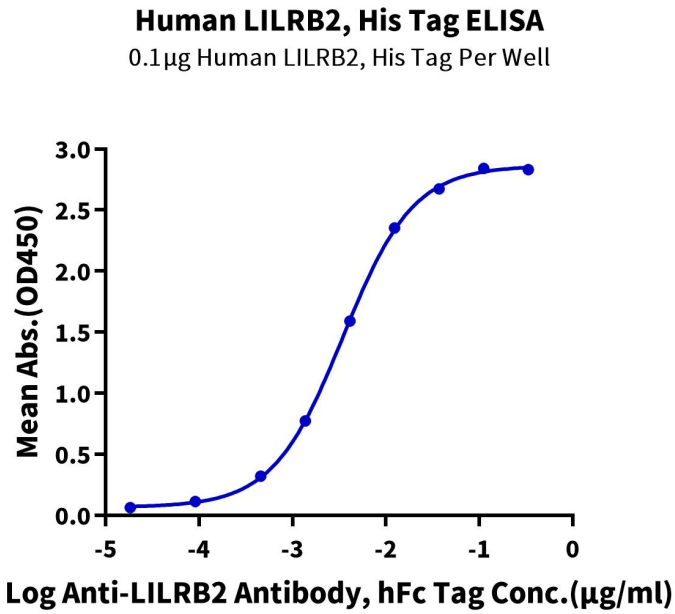

Immobilized Human LILRB2, His Tag at 1μg/ml (100μl/well) on the plate. Dose response curve for Anti-LILRB2 Antibody, hFc Tag with the EC50 of 3.5ng/ml determined by ELISA (QC Test).

Blocking Data

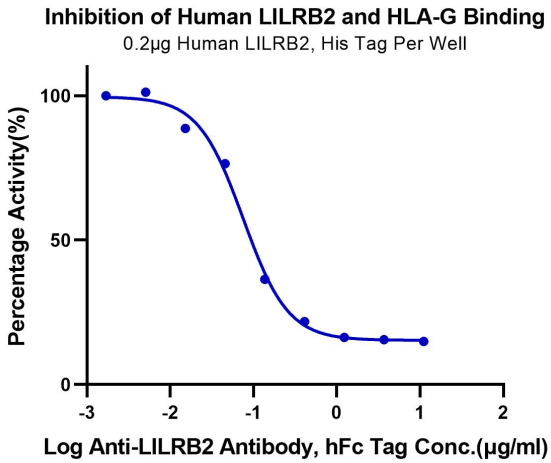

Serial dilutions of Anti-LILRB2 Antibody were added into Human LILRB2, His Tag : Biotinylated HLA-G Complex Tetramer, His Tag binding reactioins. The half maximal inhibitiory concentration (IC50) is 75.3ng/ml.